

BROCHURE

# D & B Receivables Intelligence

powered by FIS GETPAID

Streamline accounts receivable management to get paid faster with unparalleled risk insights and powerful automation.

# Mounting Pressure to “Do More with Less”

Finance leaders are tasked with protecting and growing the business. However, they are faced with many challenges that can put the business at risk — from limited resources, inefficient processes, manual tasks, and lack of insight. In addition, 42% of finance leaders expect workloads to increase<sup>1</sup>, adding to the pressure to “do more, with less”.

In this uncertain economic climate, finance leaders are increasingly wary of taking greater risks<sup>2</sup> and are looking for means to identify, understand, and monitor how various risks are impacting their business.

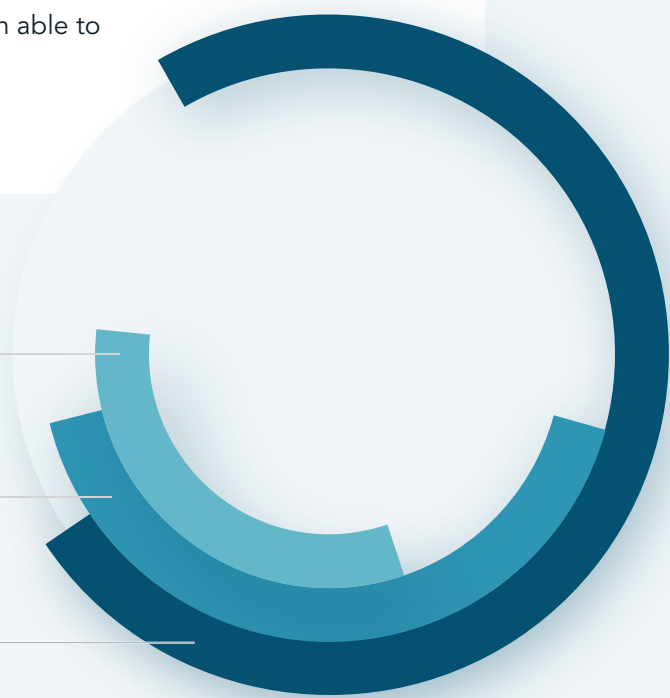
Leveling up AR processes with data-driven insights and automation can help navigate the heightened risk environment and be a force multiplier — amplifying and scaling limited resources to work smarter, not harder.

In fact, leaders that have adopted AR automation for more than half of their processes have been able to achieve a 32% reduction in DSO<sup>3</sup>.

**32%** reduction in DSO for companies automating more than half of their AR processes<sup>3</sup>

**42%** of finance leaders expect workloads to increase<sup>1</sup>

**74%** of CFOs do not have an appetite for higher risk<sup>2</sup>



<sup>1</sup> Source: CFO.com / The CFO Alliance (2024 Mid-Market CFO Sentiment Report) | <sup>2</sup> Source: Deloitte (Q2 2024 CFO Signals Survey) | <sup>3</sup> Source: PYMNTS (How Automations Reduce Receivables Delays)

# Accelerating Accounts Receivable

D&B Receivables Intelligence powered by FIS GETPAID seamlessly integrates Dun & Bradstreet's data and analytics into a powerful receivables management solution.

This solution helps optimize collections activities and inform strategy with enhanced risk insights and features turnkey automation to reduce manual work, improve productivity, and help you get paid faster.

D&B Receivables Intelligence can help:



**IMPROVE CASH FLOW** with risk-based collections strategies and campaigns powered by Dun & Bradstreet data and analytics



**DRIVE PRODUCTIVITY** by leveraging automation and machine learning to streamline processes and reduce manual and administrative tasks



**MODERNIZE A/R OPERATIONS** with a centralized solution to foster internal collaboration, improve the customer experience, and measure performance

## Joining Forces to Bring You the Best of Both Worlds

D&B Receivables Intelligence combines the strength of two industry leaders:



FIS' global footprint and **market-leading receivables management technology** with 25+ years of subject matter expertise and 130K users worldwide



Dun & Bradstreet's **unparalleled commercial data and analytics** for over 550M businesses and over 180 years in market

This powerful combination gives you both the **technology** and **data** you need to streamline A/R processes and get paid faster.



**DUN & BRADSTREET RISK INSIGHTS** on over 550 million businesses natively embedded to help prioritize collections



**CONFIGURABLE SOLUTION, STREAMLINED IMPLEMENTATION PROCESS** and dedicated implementation team to get up and running faster, and realize value sooner



**POWERFUL AUTOMATION, WORKFLOWS, AND MACHINE LEARNING** puts the administrative burden on the technology



**CENTRALIZED SOLUTION** to help improve collaboration, activity tracking, and performance measurement

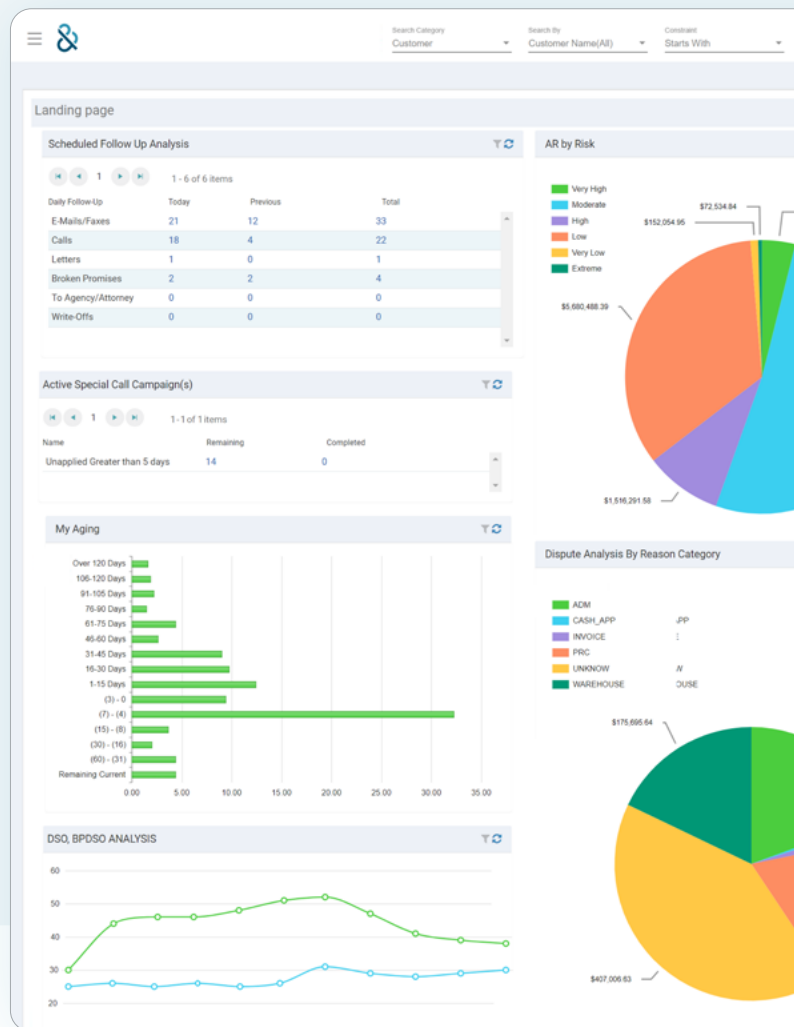
## One-Stop-Shop for Credit-to-Cash

With Dun & Bradstreet's suite of credit and receivables management solutions, you can utilize a single, trusted provider for all of your credit-to-cash needs.

# Streamline Your Collections Process

Create risk-based treatment strategies designed to automate routine activities, the collectors' work queues, reduce time spent on manual tasks, and stay on top of high-risk accounts

- **RISK-BASED COLLECTIONS** — Focus your resources on high-risk accounts that may require immediate attention and more persistent follow-ups
- **AUTOMATED WORKFLOWS** — Send automated emails with standardized company templates to ensure consistent communication and increase efficiency
- **WORKFLOW MANAGEMENT TOOLS** — Keep track of your teams' productivity with performance dashboards and prioritize efforts with work queues and special call campaigns



## Dashboards & Reporting

Measure progress and optimize your strategy with configurable dashboards and reports

**VISUALIZE PERFORMANCE**

Leverage pre-configured reports and dashboards or create your own with configurable modules and filters. Conduct trend and root-cause analyses to support issue prevention.

**EXPORT DATA**

All reports and data are exportable in various formats, including CSV, XLSX, PDF, and HTML, for use within your business intelligence tools or for sharing with others in your organization.

**ANALYZE PRODUCTIVITY**

Validate effectiveness of strategies and track performance against collection goals at the user, team, and portfolio level. All activities are automatically logged, auditable, and reportable.

**FORECAST CASH FLOW**

Understand operating cash trends with accurate cash flow forecasting with detailed disputes status, aging, and reason code analysis for invoices that cannot be paid.



DISPUTE MANAGEMENT

# Reduce Disputes & Deductions Cycle Time

Centralize dispute management to help identify and resolve issues impeding payment

- **ACCESS PERTINENT INFORMATION** — such as dispute status, aging, reason code, and resolution time — in one place
- **AUTOMATICALLY TRACK** all internal and external communications, escalations, and activities for analysis and audit
- **IDENTIFY AND ADDRESS RECURRING ISSUES** with root cause analysis on dispute reason codes



☰
&

Search Category  
Problem

Search By  
Problem Number

Constraint  
Starts With

Search Key

Advanced Search

✉ 5

?

👤

🏠

**Resolver Summary**
All Divisions / All Resolvers / Currency Rate Date - / Currency Rate - 1.0
⌵
📊
📄
🔄

**Dispute Analysis By Status**
📊 ⬇

Status	No. of Disputes	Percent	Amount	Percent	Cust
Unidentified	16	26.67%	\$605,270.52	18.54%	6
Identified	14	23.33%	\$843,894.42	25.85%	6
Distributed	26	43.33%	\$1,735,252.99	53.16%	13
Approved Credit	3	5.00%	\$49,664.57	1.52%	2
Collectable	1	1.67%	\$30,193.90	0.92%	1

**Dispute Aging Analysis**
📊 ⬇

Aging Buckets	Entered	Percent	Distributed	Percent
Over 120 Days	\$429,013.53	13.14%	\$33,920.00	1.04%
106 - 120 Days	\$10,957.99	0.34%	\$6,000.00	0.18%
91 - 105 Days	-\$90.00	0.00%	\$0.00	0.00%
76 - 90 Days	\$55,367.67	1.70%	\$50,244.00	1.54%
61 - 75 Days	\$5,250.00	0.16%	\$26,750.04	0.82%
46 - 60 Days	\$91,463.68	2.80%	\$80,300.12	2.46%
31 - 45 Days	\$35,780.00	1.10%	\$35,780.00	1.10%
16 - 30 Days	\$497,532.20	15.24%	\$338,532.20	10.37%
1 - 15 Days	\$1,119,609.91	34.30%	\$207,242.54	6.35%
Current	\$996,990.38	30.54%	\$525,523.39	16.10%

**Dispute Analysis By Reason Category**
📊 ⬇

Reason Category	No. of Disputes	Percent	Amount	Percent	Cust
Administration	1	1.67%	\$190,800.00	5.85%	1
Cash Application	2	3.33%	\$151,189.97	4.63%	2
Contract Issues	7	11.67%	\$126,944.00	3.89%	2
Invoice Issues	13	21.67%	\$813,190.53	24.91%	7
Price	15	25.00%	\$798,620.53	24.47%	5
Quality	1	1.67%	\$82,400.00	2.52%	1
Unknown Reason	13	21.67%	\$407,006.63	12.47%	3
Warehouse	8	13.33%	\$694,124.74	21.26%	5

**Dispute Analysis By Sales Area**
📊 ⬇

Sales Area	No. of Disputes	Percent	Amount	Percent	Cust
Area 1	15	25.00%	\$609,998.25	18.69%	7
Cardiff	13	21.67%	\$658,841.14	20.18%	4
Edinburgh	3	5.00%	\$238,500.00	7.31%	1
Florida	2	3.33%	\$42,164.57	1.29%	1
Illinois	5	8.33%	\$415,039.24	12.71%	3
London	4	6.67%	\$837,765.98	25.66%	4
New York	10	16.67%	\$206,103.46	6.31%	2
Texas	6	10.00%	\$173,633.76	5.32%	1
Washington	2	3.33%	\$82,230.00	2.52%	2

**Dispute Analysis By Owner Category**
📊 ⬇

Owner Category	No. of Disputes	Percent	Amount	Percent	Cust
AR MANAGER	2	3.33%	\$206,700.00	6.33%	1
Blank Owner Category	10	16.67%	\$167,644.54	0.00%	2
SALES	3	5.00%	\$303,266.49	9.29%	3
UNKNOWN OWNER	15	25.00%	\$414,470.52	12.70%	5

# Foster Internal & External Collaboration

Collaborate with customers and dispute resolvers through self-service portals to help improve visibility and accelerate resolution time and payments.

## Customer Portal

Offers a highly accessible way for your customers to keep on top of invoices and swiftly communicate with your company — and in return, get paid faster!

The screenshot shows a dashboard with a summary table and a detailed invoice list table.

Summary				
Current	Overdue	Non-Disputed	Disputed	Promised
\$106,967.8	\$3,358.85	\$3,224,634.42	\$2,199.3	\$4,681.66

Invoice#	TC	Orig TC	Bal TC	Disputed	Paid Amt	Promised	Tran Date	Due Date	P.O. Nbr	Reference	Div Code
R0194887	USD	\$2,650.00	\$2,650.00	\$0.00	\$0.00	\$0.00	12/16/2021	01/15/2022	690948	948R01	DIV01
S0177271	USD	\$21,650.00	\$21,650.00	\$0.00	\$0.00	\$0.00	06/23/2021	07/23/2021	690772	772S01	DIV01
S0190256	USD	\$4,028.00	\$4,028.00	\$0.00	\$0.00	\$0.00	11/03/2021	12/03/2021	690902	902S01	DIV01
S0194889	USD	\$2,826.67	\$2,826.67	\$0.00	\$2,826.67	\$2,826.67	12/16/2021	01/15/2022	690948	948S01	DIV01
00395904	USD	\$12,826.00	\$0.00	\$12,826.00	\$0.00	\$0.00	09/14/2020	10/14/2020	690959	959S03	DIV01
00443446	USD	\$2,718.90	\$0.00	\$2,718.90	\$0.00	\$0.00	12/08/2021	01/07/2022	690434	434004	DIV01
R0191143	USD	\$38,731.87	\$38,731.87	\$0.00	\$0.00	\$0.00	11/17/2021	12/17/2021	690911	911R01	DIV01
S0186265	USD	\$2,120.00	\$2,120.00	\$0.00	\$0.00	\$0.00	09/22/2021	10/22/2021	690862	862S01	DIV01
S0190254	USD	\$2,500.00	\$2,500.00	\$0.00	\$0.00	\$0.00	11/03/2021	12/03/2021	690902	902S01	DIV01
00402715	USD	\$12,826.00	\$0.00	\$12,826.00	\$0.00	\$0.00	12/02/2020	01/01/2021	690927	027004	DIV01
C0190269	USD	(\$2,500.00)	(\$2,500.00)	\$0.00	\$0.00	\$0.00	11/17/2021	12/17/2021	690902	902C01	DIV01
C0194890	USD	(\$2,826.67)	(\$2,826.67)	\$0.00	\$0.00	\$0.00	12/16/2021	01/15/2022	690948	948C01	DIV01
R0161702	USD	\$38,731.87	\$35,780.00	\$3,780.00	\$2,951.87	\$0.00	01/13/2021	02/12/2021	690617	617R01	DIV01
R0194072	USD	\$4,240.00	\$0.00	\$4,240.00	\$0.00	\$0.00	12/01/2021	12/31/2021	690940	940R01	DIV01
R0197020	USD	\$28,528.50	\$28,528.50	\$0.00	\$0.00	\$0.00	12/22/2021	01/21/2022	690970	970R01	DIV01
S0186264	USD	\$8,056.00	\$8,056.00	\$0.00	\$0.00	\$0.00	09/22/2021	10/22/2021	690862	862S01	DIV01
S0190258	USD	\$4,240.00	\$4,240.00	\$0.00	\$0.00	\$0.00	11/03/2021	12/03/2021	690902	902S01	DIV01
S0190270	USD	\$3,180.00	\$3,180.00	\$0.00	\$0.00	\$0.00	11/03/2021	12/03/2021	690902	902S01	DIV01

### INVOICES



View, print, and download invoices on-demand to help increase accessibility and reduce unnecessary back & forth.

### PAYMENT



Provide fast and secure payments with ACH/ EFT, credit cards, and support for Level II/III data interchange rates.

### DISPUTES



Mark invoices as disputed, provide reason classification, and attach documentation — helping to speed up resolution cycle time.

### PROMISE-TO-PAY



Mark single or multiple invoices for payment and provide expected payment dates — helping you to better forecast cash flow.

## Sales Service Portal

Enables cross-departmental collaboration to help resolve disputes effectively

Dispute resolvers, commonly the Sales representative, are granted access to the Sales Service Portal to take action on assigned disputes.

This helps foster collaboration and encourages teams to work more efficiently in a centralized system instead of making dispersed emails and calls outside of the portal.

The screenshot shows a 'My Dispute List' table with the following data:

Problem No.	Customer No.	Company	Disputed	Invoice number	Entered	Days	Status
1059	35021308	DANMARK COMPANY	\$185,086.49	00439354	8/27/24	0	Distributed
1057	0206905	ONE WAY COMPANY	\$3,781.32	R0178603	8/27/24	0	Identified
1056	35016947	Gorman Manufacturing Company	\$5,355.00		8/28/24	0	Closed
1028	35013482	GREEN FIELDS INDUSTRIES	\$30,000.00	00440620	8/27/24	0	Distributed
1027	35013482	GREEN FIELDS INDUSTRIES	\$10,081.16	00439289	8/27/24	1	Distributed
1026	35013482	GREEN FIELDS INDUSTRIES	\$10,057.00	00439280	8/27/24	1	Distributed
1025	35013482	GREEN FIELDS INDUSTRIES	\$20,547.80	R0179183	8/27/24	1	Identified
1024	35013482	GREEN FIELDS INDUSTRIES	\$82,400.00	S0177442	8/27/24	1	Identified
1023	35013482	GREEN FIELDS INDUSTRIES	\$20,547.80	R0176052	11/5/23	1	Identified
1006	0206905	ONE WAY COMPANY	\$9,961.30	R0174738	8/20/24	2	Distributed
1005	0206905	ONE WAY COMPANY	\$23,224.60	R0170246	8/5/24	18	Distributed

# Modernize Cash Application Through Automation

Leverage machine learning to match and reconcile payments and close the gap to a zero-touch environment

- **MACHINE LEARNING** learns remittance matching from user actions during exception processing to automatically apply future payments
- **INTELLIGENT DOCUMENT AND DATA RECOGNITION (IDDR)** automatically scans customer remittance advice layouts to help improve matching rates
- **OPTICAL CHARACTER RECOGNITION (OCR)** converts images into structured data for more accurate matching and more timely posting of payments
- **CONFIGURABLE AUTO-MATCHING RULES** can accurately match payments to open invoices with weighted confidence scores
- **AUTO-ADJUSTMENTS BASED ON CONFIGURABLE THRESHOLDS** help streamline auto-approvals of deductions or short payments

**Batch Work Area**

**Batch Summary**

Batch Number	Deposit Date	Data Source	Bank Name	Bank Account	Currency	# of Batch Items	Batch Amount Totals	# of Remittance Items	Remittance Amount Totals	Receipts with unmapped MICR numbers	Created By
35	5/1/19	AnyBank	AnyBank	11117777	USD	60	\$6,506,794.26	54	\$5,367,976.26	0	AUTO

**Batch Workspace**

Receipt No	Receipt Date	Amount	Unapplied	Financial Institution	Account Number	Unmapped	Check No.
10050	3/19/18	\$75,902.00	\$75,902.00	026009593	999888777		10050
20050	3/19/18	\$690,500.00	\$690,500.00	122105744	999548757		20050
10006	3/19/18	\$63,475.87	\$63,475.87	323070380	557539518		10006
22999	3/19/18	\$157,009.57	\$157,009.57	211070175	330065435		22999
59000	3/19/18	\$3,411.56	\$3,411.56	322271627	450006975		59000
66234	3/19/18	\$148,519.00	\$148,519.00	307070267	555999577		66234
67345	3/19/18	\$1,030.76	\$0.00	307070267	122433544		67345
20060	3/19/18	\$83,850.00	\$0.00	062001186	135940055		20060
99090	3/19/18	\$63,474.18	\$0.00	053201814	449559667		99090
23458	3/19/18	\$54,055.66	\$0.00	036076150	255555662		23458
47000	3/19/18	\$28,600.00	\$0.00	061092387	228833444		47000
90000	3/19/18	\$368,904.31	\$0.00	071122661	222333544		90000

Buttons: Link Remittance Document, Reassociate Remittance Advice, Reverse Selected, Work Queue

## Work Smarter, Not Harder



Full process automation to improve efficiency and cut expenses



Risk-based strategies for data-driven collections prioritization



Average of 20% reduction in overdue accounts receivable



5-15+ days improvement in Days Sales Outstanding

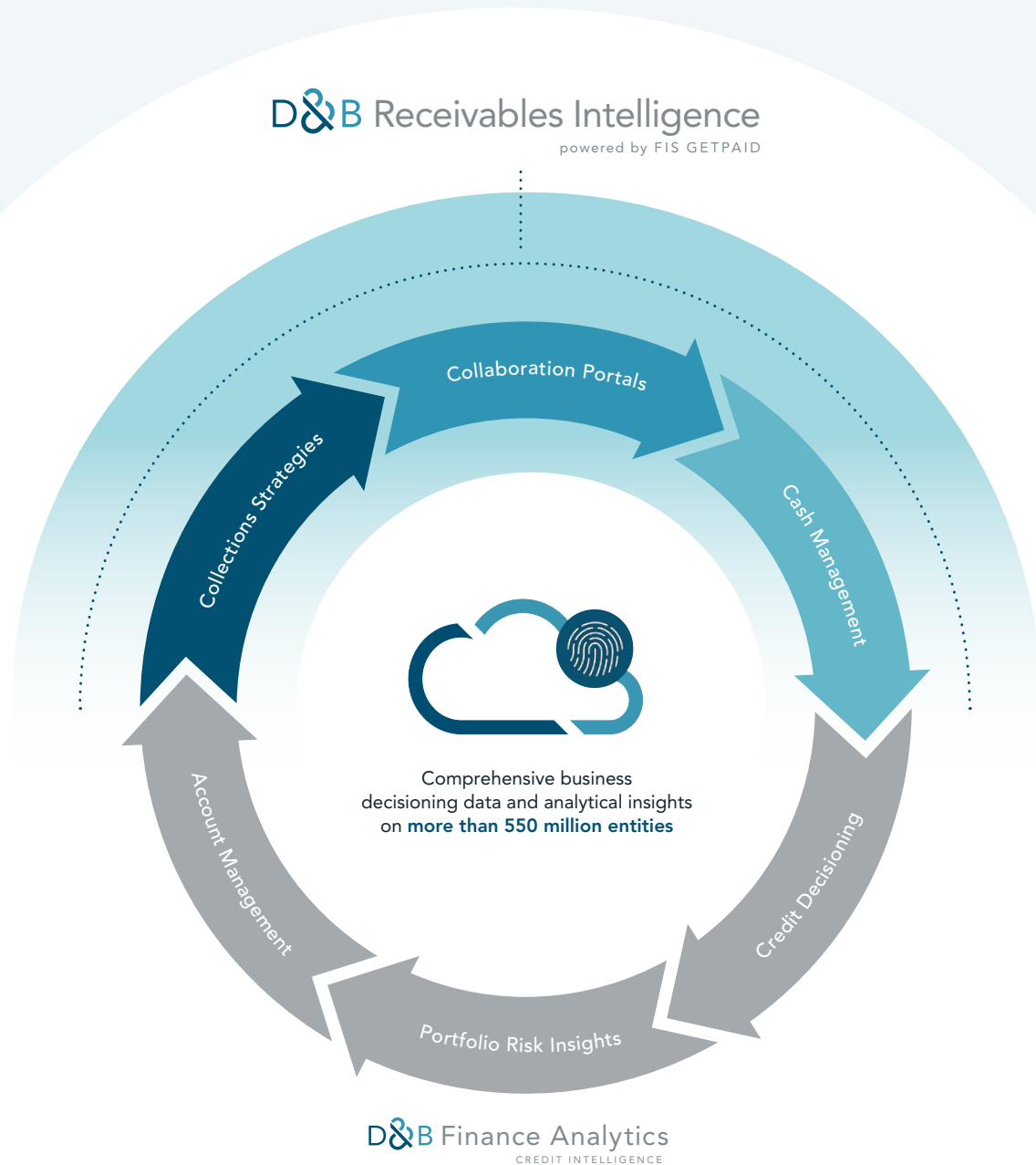


Improvements in working capital and cash flow

BETTER TOGETHER

# Our Credit-to-Cash Solutions

Combining D&B Receivables Intelligence with D&B Finance Analytics Credit Intelligence can help accelerate your credit-to-cash processes with powerful insights and technology.



## Take the Next Step

Want to learn more about D&B Receivables Intelligence?  
Visit [dnb.com/receivables-intelligence](https://dnb.com/receivables-intelligence) to get started with a personalized demo.



## ABOUT DUN & BRADSTREET®

Dun & Bradstreet, a leading global provider of B2B data, insights and AI-driven platforms, helps organizations around the world grow and thrive. Dun & Bradstreet's Data Cloud fuels solutions and delivers insights that empower customers to grow revenue, increase margins, manage risk, and help stay compliant—even in changing times. Since 1841, companies of every size have relied on Dun & Bradstreet. Dun & Bradstreet is publicly traded on the New York Stock Exchange (NYSE: DNB).

The information provided is for suggestion purposes only and is based on best practices. Dun & Bradstreet is not liable for the outcome or results of specific programs or tactics undertaken based on your use of the information. Please contact an attorney or tax professional if you are in need of legal or tax advice.

© Dun & Bradstreet, Inc. 2024. All rights reserved. (CR-120824806333089 10/24)

[dnb.com](https://dnb.com)

