

BROCHURE

D&B Risk Analytics

SUPPLIER INTELLIGENCE

Confidently Assess, Manage, and Continuously Monitor Supplier Risk with Dun & Bradstreet



Introducing Dun & Bradstreet's New Supplier Risk Management and Restricted Party Screening Solution

Anticipating and mitigating supplier risk just got even easier! D&B Risk Analytics – Supplier Intelligence is Dun & Bradstreet's cutting-edge supplier risk management and restricted party screening solution. Driven by AI-powered data and insights, the solution provides comprehensive third-party risk intelligence for a new era of focus on business resilience.

Procurement and compliance teams are under pressure to deal with an increasing variety and pace of changes in the market. Third-party risk exposure is impacted by rapidly scaling complexity, along with complicated and diverse regulations, and it's important for companies to proactively monitor their supplier relationships.

D&B Risk Analytics – Supplier Intelligence enables you to monitor an extensive assortment of risk incidents, including those reported in global and regional markets, government and private databases, and corporate information. This cloud-based solution leverages Dun & Bradstreet's best-in-class supplier risk data to help drive informed decisions and delivers unprecedented visibility throughout third-party relationship lifecycles via continuous supplier risk monitoring.

D&B Risk Analytics – Supplier Intelligence helps you achieve an optimal balance of risk insights with both a holistic risk overview of all monitored suppliers and the ability to gain a greater depth of risk information on individual suppliers.



D&B Risk Analytics – Supplier Intelligence

A Comprehensive, Easy-to-Use Solution to:

- **INTELLIGENTLY MANAGE RISK** —Avoid gaps in supplier risk management and reduce the likelihood of operational disruption with end-to-end risk management. D&B Risk Analytics – Supplier Intelligence “red flags” critical indicators of supply risk — including risk conditions, ESG performance, cyber risk, business profiles, financial indicators — and features broad content and deep insight across multiple risk domains.
- **IMPROVE EFFICIENCY** —Help predict and mitigate risk quickly with near real-time global visibility. This scalable and collaborative solution features intuitive screening workflows, personalized risk views, and automated alerts relevant to your business and role. D&B Risk Analytics – Supplier Intelligence is one of the very few solutions on the market today that provides both comprehensive and continuously updated data integrated into software to manage risk.
- **ENHANCE BUSINESS INTELLIGENCE** — Increase visibility of your supply chain with an easy-to-use, intuitive interface that allows you to quickly and easily manage and monitor your supplier portfolio. Embedding risk intelligence into procurement processes provides timely risk insights needed to enhance your company's business intelligence.
- **ENGAGE AND CONDUCT SUPPLIER OUTREACH** —Gather insights on your suppliers faster for routine evaluations and engagement with customizable surveys and engagements, deployed monitored, and managed right from this solution.

D&B Risk Analytics – Supplier Intelligence — a Powerful Solution to Help Avoid Costly Disruptions

Developed to anticipate and mitigate supplier risk, D&B Risk Analytics – Supplier Intelligence is a powerful solution for monitoring supplier relationships and helping to avoid costly disruptions. With D&B Risk Analytics – Supplier Intelligence, you can be sure you have the materials, services, and partners to:

- Be more effective in your supplier selection and appraisals.
- Measure, monitor, and benchmark ESG performance of your portfolio.
- See where your riskiest areas are to mitigate hidden risks.
- Monitor changes to suppliers so you can be proactive in your risk management.
- Screen suppliers against sanctions and watchlists, politically exposed persons (PEPs), adverse media, and state-owned companies (SOC) sanction lists for financial compliance.
- Engage suppliers with custom surveys to gather special insights needed during evaluations.

D&B Risk Analytics – Supplier Intelligence allows companies to quickly and easily import and export supplier information to perform analysis or to share — with simple guides available to help collaborate and scale.

In addition, restricted party screening capabilities help businesses perform regulatory risk checks on entities, executives, principals, vessels, and aircraft with ease by leveraging data from another trusted global provider, Dow Jones.

Restricted Party Screening

SANCTIONS AND WATCHLISTS

Detect, prevent, and manage sanctions risk of people and/or entities associated with Anti-Money Laundering (AML), Anti-Bribery and Corruption (ABC), terrorism, terrorist financing, narco-trafficking, war crimes, and economic sanctions.

SPECIAL INTEREST PERSONS

Provides global media coverage of individuals involved in a legal process for serious crimes such as financial crime, tax crime, organized crime, corruption, trafficking, and terrorism financing.

ADVERSE MEDIA ENTITIES

Focuses on companies with a corporate structure and commercial purpose that may have had adverse/negative media coverage on regulatory, competitive, financial, environmental, production, social, and labor-related topics.

Key Functionalities



Monitoring & Alerts

Receive ongoing notification of suppliers' instability before your supply chain is disrupted.



Locate

Quickly find alternate suppliers by industry, location, size, socioeconomic/ diversity status, risk scores, and more.



Sanctions Screening

Perform either a quick or a comprehensive restricted party screening, using intelligent workflows.



Reporting & Analysis

Run reports to assess your portfolio for financial risk activity, ESG risk, cyber risk diversity status, and even usage, such as those entities that are due for rescreening.

Powered by the Dun & Bradstreet Data Cloud

D&B Risk Analytics – Supplier Intelligence draws on data and insights from the Dun & Bradstreet Data Cloud — trusted by 90% of Fortune 500 companies as well as many leading government agencies. The solution features Dun & Bradstreet’s comprehensive global data and analytics on more than 550 million companies, including demographics, financial information, corporate family linkage, government and industry compliance status, and diversity classifications. The Data Cloud and Live Business Identity deliver deep supplier intelligence to enable

ethical and responsible sourcing, avoid FCPA anti-bribery sanctions, and meet Know Your Customer and anti-money laundering regulations. Live Business Identity delivers the most comprehensive and continually updated view of your important business relationships, helping procurement and compliance teams stay ahead of market shifts and specific customer changes.

D&B Risk Analytics – Supplier Intelligence also provides Dun & Bradstreet’s proprietary predictive scores and ratings to provide users with additional deep insight.

Predictive Scores, Rankings, & Ratings

D&B Risk Analytics – Supplier Intelligence features Dun & Bradstreet’s proprietary predictive scores and ratings



- **D&B SUPPLIER EVALUATION RISK™ (SER)**

Predicts the likelihood that a supplier will file for bankruptcy, cease operations, or become inactive, without paying all creditors in full or obtain relief from creditors under state/federal law over the next 12-months. The SER rating provides a translation of the D&B Failure Score, based on probability of default, using standard categorization.

- **D&B SUPPLIER STABILITY INDICATOR™ (SSI)**

Predicts the likelihood that a supplier will file for bankruptcy, cease operations, or become inactive, without paying all creditors in full or obtain relief from creditors under state/federal law over the next three months. The SSI is built by evaluating all suppliers globally in a statistical model.

- **D&B PAYDEX®**

Provides a unique monetarily-weighted numerical indicator of how a firm has paid its bills and is a proprietary measure of historical trade payment performance based on trade experiences reported to Dun & Bradstreet.

- **D&B RATING®**

Provides an indication of credit worthiness and consists of two parts. Financial Strength: an indication of firm size based on employee size or financials. Risk Indicator: an overall evaluation of creditworthiness based on information available such as trade payment history, length of operation, employee numbers, and financials.

- **D&B® FAILURE SCORE**

Predicts the likelihood that a business will seek legal relief from its creditors, cease business operations without paying all its creditors in full, voluntarily withdraw from business operation and leave unpaid obligations, go into receivership or reorganization, or make an arrangement for the benefit of creditors over the next 12 months based on information in the Dun & Bradstreet Data Cloud.

- **D&B® DELINQUENCY SCORE**

Predicts the likelihood that a company will pay in a severely delinquent manner (91+ days past due) during the next 12 months. It consists of a scoring Class that enables a customer to quickly segment their new and existing accounts into various risk segments to determine appropriate marketing or credit policies.

- **D&B® VIABILITY RATING**

Compares the most predictive business risk indicators and delivers a highly reliable assessment of the probability that a company will go out of business, become dormant/inactive, or file for bankruptcy/insolvency within the next 12 months. Only available on US and Canadian businesses.

- **D&B ESG RANKINGS®***

Provides an indication of an entities environmental, social, and governance performance that may directly affect the entities business health and performance as a business partner. This ranking is broken down into 31 topic specific levels spanning 13 key categories.

- **D&B CYBER RISK RATINGS***

Provides an indication of a supplier’s cyber security performance, powered by the global leader in cyber security ratings, SecurityScorecard. This Rating is broken down into 10 scored categories that help you easily understand your suppliers’ level of cyber risk in specific key areas.

- **D&B® COUNTRY/REGION RISK INDICATOR***

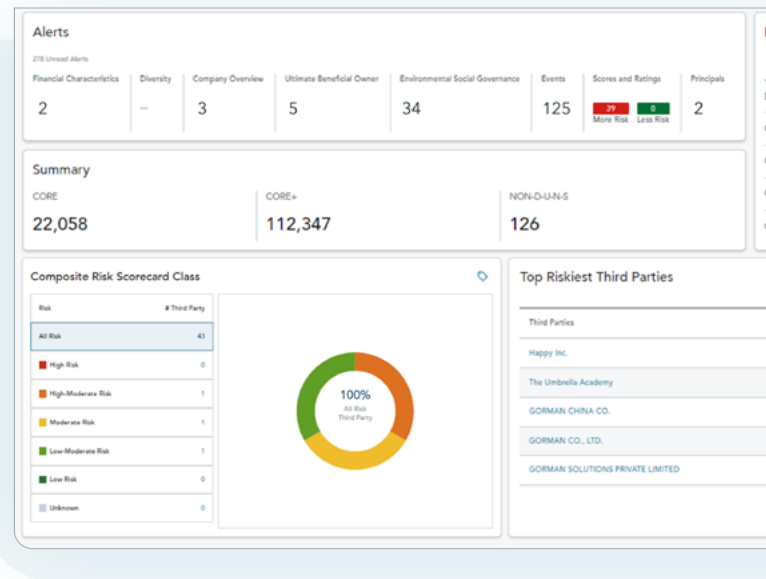
Provides a comparative, cross-border assessment of the risk of doing business, based on credit, supply, market, and political environments. It provides a holistic view of the country/region’s risk and opportunities.

*D&B ESG Rankings, D&B Cyber Risk Ratings, and D&B Country/Region Risk available in solution via add-on modules

D&B Risk Analytics – Supplier Intelligence

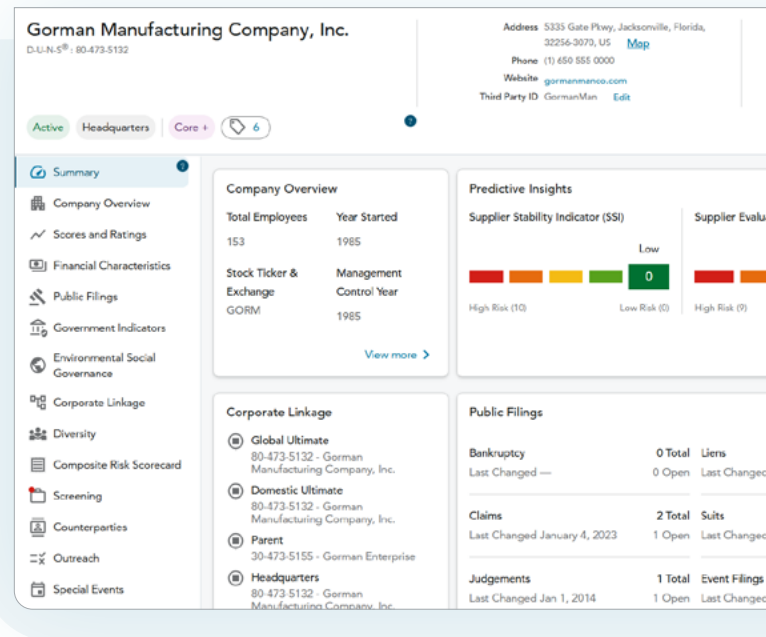
PORTFOLIO DASHBOARD offers a comprehensive view of your supplier portfolio risk performance segmented by risk scores, events, and other indicators. The dashboard displays graphs, charts, and relevant reports that help make high level reporting and analysis quick and easy.

The user interface is customizable, allowing you to select what scores to include, graph or chart types to display, and includes a tag filtering system to segment which suppliers are displayed.



THIRD PARTY SUMMARY PAGE provides 360-degree insights on individual third-party suppliers — allowing you to drill down deeper for an overall view of:

- At-a-glance predictive scores.
- Visual risk continuum.
- Watch lists and monitored files.
- Consumable ratings.
- Ultimate Beneficial Ownership.
- ESG Rankings.
- Cyber Risk Ratings.
- Financial, legal, and government indicators, including diversity status.
- Corporate Linkage: displays a full family tree, allowing users to get the complete picture of the supplier’s family.
- Geographic location of business.



RESTRICTED PARTY SCREENING offers an intelligent three-step workflow to search assess, screen, adjudicate, and decide on whether any regulatory violations might impact your company's business relationship. RPS provides ease of adjudication at the company and event level with "bulk adjudication," in which decisions are rolled up or down (entities or events) based on where adjudication is performed. Screened businesses, aircraft, vessels, and beneficial owners can also be monitored via alerts.

Users can perform:

- Standard RPS (Dow Jones data option only) — Company name and up to six tradestyles included in screening names. All entities uploaded to the solution.
- Enhanced Screening — Company name, upward linkages, principals, tradestyles, and beneficial owners are screened for PEPs, watchlists, sanctions, SOE, and adverse media.

Gorman Manufacturing Company, Inc
 Address 492 Koller St, San Francisco, Calif
 Phone (1) 650 555 0000
 Website —
 Third Party ID — Edit

D-U-N-S® : 80-473-5132

Active Core + 2

< Screening Subjects

Gorman Manufacturing Company, Inc. / Screening / Send-For-Screening / Screening Subjects / Potential Matches

Gorman Manufacturing Company
 Tradestyle Country/Region: United States
 D-U-N-S: 80-473-5132

Potential Matches

Undetermined (3) Positive (0) False Positive (0)

Review All Potential Matches

<input type="checkbox"/>	Name	Event Categories	D-U-N-S
<input type="checkbox"/>	Gorman Manufacturing Company	Watchlists (2), Adverse Media (263)	80-473-5132
<input type="checkbox"/>	Gorman Manufacturing, Inc - NASSAU	Watchlists (1), Adverse Media (9)	80-473-5133
<input type="checkbox"/>	Gorman Manufacturing, ALX2D	Watchlists (1), Adverse Media (1)	80-473-5134

MULTIPLE WORKSPACES AND RISK POLICIES

allow you to segment records into divisions of work with multiple risk policies, enabling groups and users to focus on their specific roles and responsibilities.

- Create groups and add new users to be assigned to workspaces
- Segment suppliers within workspaces to have custom risk policies
- Manage a single supplier in multiple workspaces with different risk policies
- Identify a supplier's workspace throughout the platform and in downloadable reports

Space Name*
 Enter Space Name
 Space Name is limited to 5 characters. Once the name is created it will be uneditable.

Space Description*
 Enter Description
 The description will be displayed

Available Administrators
 An admin assigned to a space will manage the users and role settings. Admins must be added to Manage Users before creating a space.

Admin	Email
<input type="radio"/> John	jdoe@acmecorp.com
<input type="radio"/> Michael	jdoe@acmecorp.com
<input type="radio"/> Jane	jdoe@acmecorp.com

ULTIMATE BENEFICIAL OWNERSHIP delivers comprehensive UBO data to establish source of wealth and gain visibility into who you are doing business with.

- Data on over 380 million shareholders
- Key insights on over 360 million individuals, over 21 million corporations, and 6 million direct entities

D&B Risk Analytics – Supplier Intelligence interactive Beneficial Ownership visualization allows you to easily interpret complex ownership structures and filter to report on ownership by percentage, relationship, control type, country, and more.

REPORTS are available either prepackaged or custom. Users can select from a variety of pre-packaged report templates, including financial risk activity, diversity status, cyber risk reports, ESG reports, diversity reports, and more. Using the data available across the D&B Risk Analytics – Supplier Intelligence solution, users can also create custom reports to include the metrics that matter most to your team and executives. In addition, users can automate reports to run at the cadence of their choosing, export reports and dashboards, as well as schedule and email reports and dashboards with other team members.

ALERTS keep users up-to-date on any changes to their suppliers’ risk for proactive monitoring. Alerts are linked to Dun & Bradstreet’s proprietary scores as well as changes in event indicators, such as sales, employees, or net worth. Alerts can be set up on the third parties in your portfolio, or on any of the companies checked for restricted party screening. Users can see details regarding the types of change and positive or negative impact of change.



Reports

Report Snapshots Report with Saved Filter Migrated Reports

[Filter](#)

Name	Type	Owner	Date Created
List of Third Parties	Third Parties Report	jdoe@acmecorp.com	Jan 7, 2025, 6:31 PM
Tag Report Download	Tag Report	jdoe@acmecorp.com	Jan 7, 2025, 6:29 PM
Enhanced Screening Decision Download	Enhanced Screening Decision Report	jdoe@acmecorp.com	Jan 7, 2025, 6:29 PM

Create New Alert Policy

Policy Name * Description

Rules

Alert me if any of these score conditions are met

SCORES AND RATINGS

SSI Score

Condition: Threshold:

SER Score

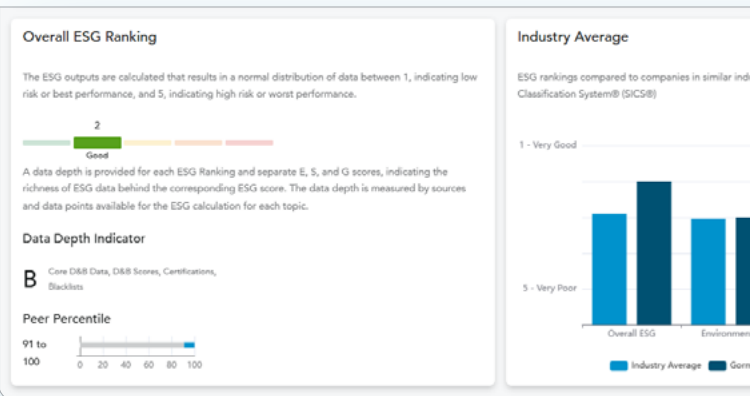


IMPORT/EXPORT YOUR PORTFOLIO easier with enablement files that provide samples and tools to help you import and export data. You can import your supplier data into D&B Risk Analytics – Supplier Intelligence cloud solutions to use and manage it. Similarly, you can also export data from your D&B Risk Analytics – Supplier Intelligence site using the same tools.

Import data


File Type ↑↓	Last Imported Date ↑↓	Last Imported By
Third Party Create	Aug 29, 2024, 9:42 PM	johnsmith@gmail
Third Party Update	Jul 6, 2024, 6:16 PM	johnsmith@gmail

D&B ESG INTELLIGENCE is designed to help you incorporate environmental, social and governance evaluation components into your risk management processes to help manage risk, increase supply chain resiliency, and drive entity performance. This feature add-on provides you with comprehensive coverage of environmental, social, and governance performance data spanning over 80 million public and private entities in more than 200 territories. These insights are synthesized into meaningful ESG Rankings for supplier risk prioritization and informed decision making. Modern interactive ESG dashboard widgets and summary lists allow your team to quickly assess the ESG performance of your supplier portfolio at a glance. This intelligent data is built around trusted sustainability frameworks such as Sustainability Accounting Standards Board (SASB), Global Reporting Initiative (GRI), United Nations’ Sustainable Development Goals (UN SDGs) and numerous others for measurability and standardization.



D&B ESG Intelligence is updated monthly and is organized into 13 ESG themes and 31 granular topic rankings, allowing you to:

- Incorporate ESG into your due diligence processes.
- Identify and understand ESG risks in your supply chain.
- Actively monitor ESG risks and engage suppliers.
- Effectively measure and report on your portfolio’s ESG performance.



D&B CYBER RISK RATINGS provide you with key insights into your suppliers' cyber security performance, helping your team to evaluate and understand potential cyber risks the supplier could impose — before starting the onboarding process.

Powered by SecurityScorecard, D&B Cyber Risk Ratings bring you industry leading insights that cover over 12-million companies across the globe. These insights take in account hundreds of key cybersecurity factors organized into 10 scored categories that help you understand why a supplier might be a risk. D&B Cyber Risk Ratings are updated on a weekly cadence based


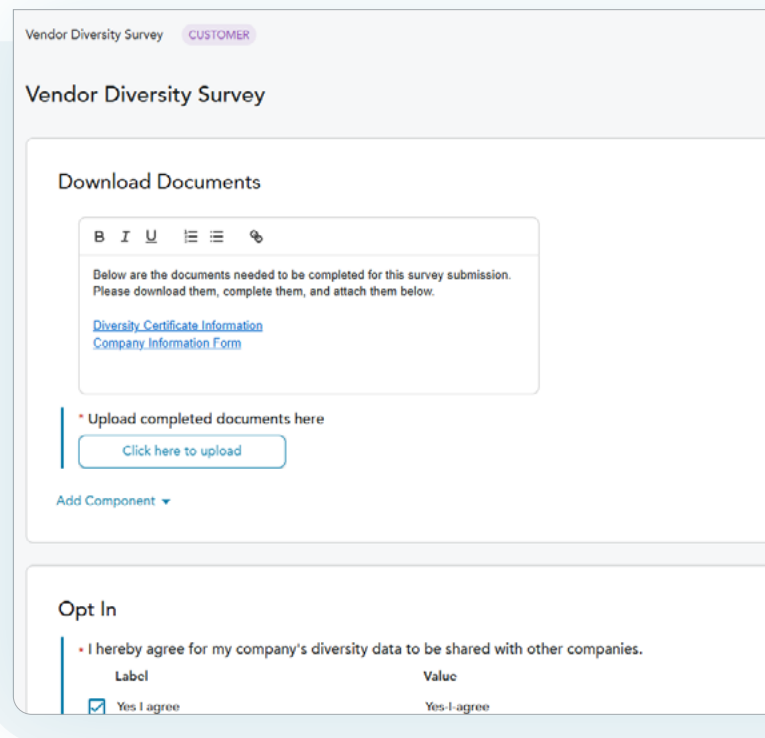
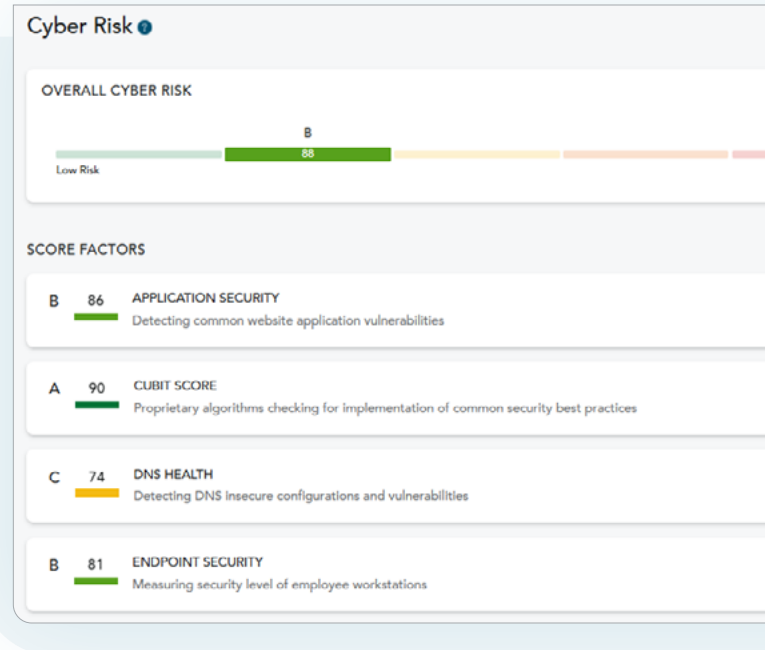
These Comprehensive Insights and frequent data updates help you:

- Quickly gain actionable insight on suppliers' cyber risks before onboarding.
- Connect the dots between your suppliers' cyber security performance and your company's cyber policies.
- Manage and report on your suppliers' cyber risk.

D&B OUTREACH PORTAL provides a modern, easy-to-use survey management tool, helping you to gather insights on your third parties faster for routine evaluations and engagement. This solution is fully configurable allowing you to customize the questions asked to third parties and engagement emails, alongside completion monitoring for increased transparency into completion status.

With D&B Outreach Portal, you can improve your processes by:

- Fully customizing your third-party surveys.
- Speeding time-to-response with smart logic questions.
- Creating branded email templates for deployment.
- Automating survey and email reminder deployment.
- Monitoring the status and progress of a survey's completion.



D&B COUNTRY RISK INTELLIGENCE module and comprehensive D&B Country Insights Report are built around Dun & Bradstreet's Country Insights data that incorporate the credit, supply, market, and political environments of each country.

The Country Risk Intelligence Module expands on the company level risk insight, providing the insights to help understand country risk on a supplier-by-supplier basis. The module includes:

- Interactive heatmap dashboard widget highlighting your suppliers in each country.
- Country Risk Summary including key demographics, geographics, and region overview.
- D&B Country Risk Indicator providing a score based on credit, supply, market and political environments.

D&B CUSTOM COMPOSITE RISK SCORECARD

provides you the ability to customize which attributes to include in your risk scorecard, providing you risk scores that are most accurate to how your company perceives risk.

By providing you the ability to customize what's included in your scorecard, the Custom Composite Risk Scorecard allows you a new cutting-edge way to integrate your lens of risk into one intelligent scorecard.

- Configure specific risk attributes
- Incorporate your external insights with Dun & Bradstreet data through an easy-to-use template on up to 25-Custom Fields and incorporate up to 15 in the custom scorecard
- Set and configure overrides for more accurate risk scores

D&B Country/Region Risk

United States of America

Most Recent Headline
Dec 16, 2024
With the US economy still strong and inflation edging up, the Federal Reserve will be restricted in its ability to cut interest rates, supporting the ongoing strength of the dollar.

Rating Outlook: Stable

Key Facts

Population 343.5m	Surface area (sq km) 9,831,510
Capital Washington D.C.	Timezone GMT -05:00
Main languages English, Spanish	Head of state President Joseph Biden
GDP (USD) 27,720.8bn	GDP per capita (USD) 80,706
Life expectancy (years) 79	Literacy (% of adult pop.) 99.9

Country/Region Overview

The US (50 states plus the District of Columbia) covers 9,831,510 square kilometres. It shares borders with Canada to the north and the Pacific Oceans. Currently the largest economy in the world, the Chinese Mainland economy, in second place. The US economy is predominantly market-oriented and driven by technology for roughly 70% of GDP, although government spending on natural resources are vast and export potential is high. The US is a technologically advanced economy in the world, ranked 1st in position as the best place to carry out business. The US runs large current account and fiscal deficits, which it uses to fund these deficits. Recent US inflation has put it at an advantage over Beijing in terms of the most advanced economies. The US passed a USD1trn bipartisan infrastructure bill in 2021, which has the potential to boost medium- to long-term growth. The bill includes transportation, utilities and community development, a huge impetus to green investments and climate change.

D&B Country/Region Risk

Highest Risk (7)

Risk Severity: Low risk
Low degree of uncertainty. Factors may result in high risk.

Configure Composite Risk Scorecard

Policy last published on Nov 19, 2024, 4:29 PM Cancel Next

Set Attributes 2 **Set Overrides**

D&B Attributes

The original score for each category may be overridden below.

Supplier Stability Indicator (SSI)

Scoring Parameters

Range: 0 (Low) — 10 (High) **Risk Scale Order:** A

Type: Risk Scale

Set Range

Low Risk 	Low-Moderate Risk
Lower Range: <input type="text" value="0"/>	Upper Range: <input type="text" value="1"/>
High-Moderate Risk 	High Risk
Lower Range: <input type="text" value="2"/>	Upper Range: <input type="text" value="3"/>



Get started with D&B Risk Analytics – Supplier Intelligence.

Sign up for a free trial today!



ABOUT DUN & BRADSTREET®

Dun & Bradstreet, a leading global provider of B2B data, insights and AI-driven platforms, helps organizations around the world grow and thrive. Dun & Bradstreet's Data Cloud fuels solutions and delivers insights that empower customers to grow revenue, increase margins, manage risk, and help stay compliant—even in changing times. Since 1841, companies of every size have relied on Dun & Bradstreet. Dun & Bradstreet is publicly traded on the New York Stock Exchange (NYSE: DNB).

The information provided is for suggestion purposes only and is based on best practices. Dun & Bradstreet is not liable for the outcome or results of specific programs or tactics undertaken based on your use of the information. Please contact an attorney or tax professional if you are in need of legal or tax advice.

© Dun & Bradstreet, Inc. 2025. All rights reserved. (CR-1208542103898105 1/25)

dnb.com